



JUVAAS
THE SYMBOL OF QUALITY

Innovating Quality, Delivering Sustainability

- ✓ Innovative & High-Quality Products
- ✓ Sustainable & Energy-Efficient Solutions
- ✓ Customer-Centric Approach
- ✓ Global Presence, Local Expertise



Juvaas – Brand Profile

Who We Are - *Our Brand Story*

Established in 2024, Juvaas is a dynamic and innovative brand under its parent company, **New Quality Trading**. **Based in Australia**, New Quality Trading & Contracting is an emerging company with a strong presence across multiple business sectors. Since its inception, it has been dedicated to achieving a reliable and reputable name in the industry by providing top-notch products and services to its customers.

With a strong foundation built on quality, reliability, and customer satisfaction, Juvaas continues to expand its market presence, offering cutting-edge solutions across various industries.

Core Values & Mission

- **Quality:** Delivering premium products that exceed expectations.
- **Sustainability:** Prioritizing eco-friendly and energy-efficient solutions.
- **Customer Satisfaction:** Building trust through exceptional service.
- **Innovation:** Staying ahead with cutting-edge products and solutions.

At Juvaas, we aim to be a trusted global partner by offering innovative, sustainable, and high-quality products that meet the evolving needs of our customers.




Electrical Items



8W AC220-240V
800LM, 8000M2
18-18000
(Patented) © 2018
JUVAAAS
H.41010103



8W AC220-240V
800LM, 8000M2
18-18000
(Patented) © 2018
JUVAAAS
H.41010103



- LED Bulbs
- LED Tubes
- Electrical Testers
- Mirror Lights
- Spotlights
- Garden Lights

JUVAAS
THE SYMBOL OF QUALITY



LED BULB



Features:

- *Plastic coated aluminum for main body;
- *More durable, energy saving and environment–friendly;
- *Available to standard bulb socket;
- *Replacement for incandescent bulb;
- *Mercury free, in compliance with material restriction requirements of RoHS.

Applications:

Ideal for general ambient lighting in offices, conference rooms, shopping malls, exhibition pavilions, super markets, hotels and homes.



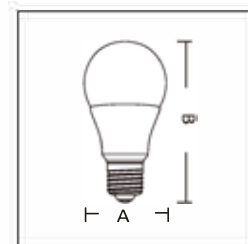
A60

A70

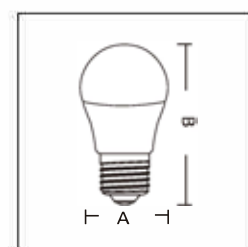
A80

A95


Code	Voltage	Power (W)	Lumen(lm) 3000/4000/6500K	Base	Size (mm)	Packing QTY (pcs/CTN)
FSLA604 5W	AC90-265V	5	380/390/400	E27/B22	A60xB108	100
FSLA604 7W	AC90-265V	7	540/550/560	E27/B22	A60xB108	100
FSLA604 9W	AC90-265V	9	760/780/800	E27/B22	A60xB108	100
FSLA604 11W	AC90-265V	11	920/940/960	E27/B22	A60xB115	100
FSLA604 13W	AC90-265V	13	1150/1180/1200	E27/B22	A70xB130	100
FSLA604 15W	AC90-265V	15	1200/1250/1300	E27/B22	A70xB130	100
FSLA604 20W	AC90-265V	20	1600/1650/1700	E27/B22	A80xB145	100
FSLA604 25W	AC90-265V	25	2000/2050/2100	E27/B22	A95xB162	100



Code	Voltage	Power (W)	Lumen(lm) 3000/4000/6500K	Base	Size (mm)	Packing QTY (pcs/CTN)
G45JX 3W	AC220-240V	3	250/260/280	E27/E14	A45xB82/83	100
G45JX 4W	AC220-240V	4	330/340/350	E27/E14	A45xB82/83	100
G45JX 5.5W	AC220-240V	5.5	460/470/480	E27/E14	A45xB82/83	100
G45J 3W	AC90-265V	3	250/260/270	E27/E14	A45xB82/83	100
G45J 4W	AC90-265V	4	350/360/370	E27/E14	A45xB82/83	100
G45J 5.5W	AC90-265V	5.5	470/480/490	E27/E14	A45xB82/83	100




Code	Voltage	Power (W)	Lumen(lm) 3000/4000/6500K	Base	Beam Angle	Size (mm)	Packing QTY (pcs/CTN)
G95JX 9W	AC90-265V	9	800/820/830	E27	200°	A95xB143	50
G120JX 12W	AC90-265V	12	1055/1100/1150	E27	200°	A120xB166	50
FSG205 20W	AC180-265V	20	1800/1900/1900	E27	180°	A120xB160	50

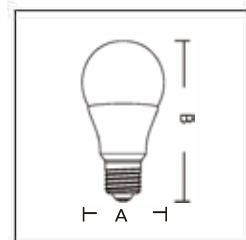




Code	Voltage	Power (W)	Lumen(lm) 3000/4000/6500K	Base	Size (mm)	Packing QTY (pcs/CTN)
A60D 7W	AC220-240V	7	550/580/600	E27	A60xB115	100
A60D 10W	AC220-240V	10	720/760/800	E27	A60xB115	100
A70D 11W	AC220-240V	11	1050/1080/1100	E27	A60xB115	100



Code	Voltage	Power (W)	Lumen(lm) 3000/4000/6500K	Base	Size (mm)	Packing QTY (pcs/CTN)
A60TS 4.5W	AC180-265V	4.5	350/380/370	E27	A60xB113	100
A60TS 9W	AC180-265V	9	780/850/800	E27	A60xB113	100




**PHOTOCONTROL
9W**

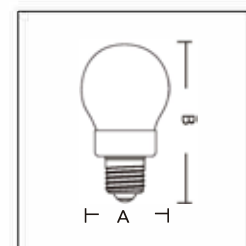


**MOTION SENSOR
5W**

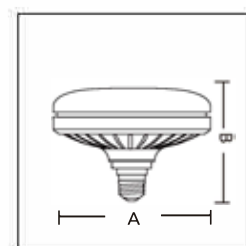


Code	Voltage	Power (W)	Lumen(lm) 3000/4000/6500K	Base	Beam Angle	Size (mm)	Packing QTY (pcs/CTN)
FSLA615 9W	AC220-240V	9	800/810/820	E27	160°	A60xB111	100
FSLA614 9W	AC120-240V	9	800/810/820	E27	160°	A60xB111	100
FSLA616 5W	AC180-265V	5	400/430/450	E27	170°	A60xB113	100

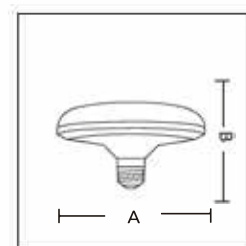




Code	Voltage	Power (W)	Lumen(lm) 3000/4000/6500K	Base	Size (mm)	Packing QTY (pcs/CTN)
A50JJ 3W	AC220-240V	3	200/230/260	E27	A50xB93	100
A60JJ 5W	AC220-240V	5	320/350/400	E27	A60xB106	100



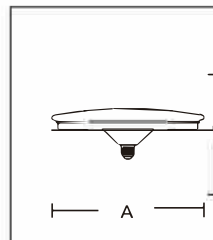
Code	Voltage	Power (W)	Lumen(lm) 3000/4000/6500K	Base	Size (mm)	Packing QTY (pcs/CTN)
FSU150 16W	AC180-265V	16	1150/1200/1300	E27	A150xB110	50
FSU150 22W	AC180-265V	22	1700/1800/1900	E27	A185xB150	30
FSU159 16W	AC90-265V	16	1250/1400/1400	E27	A150xB110	50
FSU159 22W	AC90-265V	22	1750/2000/2000	E27	A185xB150	30



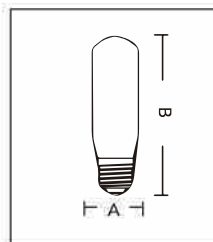
Code	Voltage	Power (W)	Lumen(lm) 3000/4000/6500K	Base	Beam Angle	Size (mm)	Packing QTY (pcs/CTN)
FSU161 16W	AC180-265V	16	1150/1200/1250	E27	110°	A150xB88	50
FSU161 22W	AC180-265V	22	1850/1950/2050	E27	110°	A230xB88	30
FSU161 32W	AC180-265V	32	2080/2210/2600	E27	110°	A230xB88	30
FSU169 16W	AC90-265V	16	1150/1280/1280	E27	120°	A150xB88	50
FSU169 22W	AC90-265V	22	1600/1800/1800	E27	120°	A230xB88	30



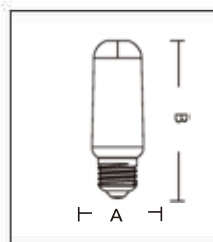
Code	Voltage	Power (W)	Lumen(lm) 3000/4000/6500K	Base	Size (mm)	Packing QTY (pcs/CTN)
FSU170 40W	AC100-264V	40	3200/3400/3500	E27	A300xB101	20
FSU170 50W	AC100-264V	50	4600/4900/5000	E27	A300xB101	20



Code	Voltage	Power (W)	Lumen(lm) 3000/4000/6500K	Base	Size (mm)	Packing QTY (pcs/CTN)
FST112-6.5W	AC220-240V	6.5	720/760/800	E27	A32xB100	100
FST112-8.5W	AC220-240V	8.5	950/1025/1100	E27	A32xB109	100
FST112-12W	AC220-240V	12	1350/1425/1500	E27	A44xB112	100
FST112-8.5W	AC220-240V	8.5	950/1025/1100	G24	A38xB120	100

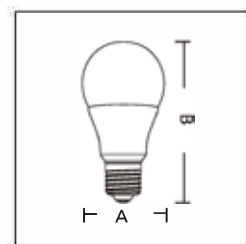


Code	Voltage	Power (W)	Lumen(lm) 3000/4000/6500K	Base	Size (mm)	Packing QTY (pcs/CTN)
FSLT129 9W	AC220-240V	9	720/750/780	E27/E14	A34.5xB105/108	100
FSLT129D 9W	AC220-240V	9	800/850/850	E27/E14	A34.5xB105/108	100







Code	Voltage	Power (W)	Lumen(lm) 3000/4000/6500K	CRI	Base	Size (mm)	Lifetime (hrs)	Packing QTY (pcs/CTN)
G45E 3W	DC12V	3	260/270/290	≥70	E27/E14	A45xB80/85	25000	100
A60E 5W	DC12V	5	420/430/450	≥70	E27	A60xB112	25000	100
FSLA612 9W	DC12V	9	780/790/810	≥80	E27	A60xB113	15000	100
FSLA612 12W	DC12V	12	1020/1050/1080	≥80	E27	A60xB113	15000	100
FSLA616 5W	DC24V	5	380/390/400	≥80	E27	A60xB112	15000	100
FSLA616 9W	DC24V	9	780/790/810	≥80	E27	A60xB113	15000	100
FSLA616 12W	DC24V	12	1020/1050/1080	≥80	E27	A60xB113	15000	100



Code	Voltage	Power (W)	Lumen(lm) 3000/4000/6500K	Base	Beam Angle	Size (mm)	Packing QTY (pcs/CTN)
FSLA605 5W	AC220-240V	5	400/410/420	E27/B22	200°	A60xB108	100
FSLA605 7W	AC220-240V	7	470/480/490	E27/B22	200°	A60xB108	100
FSLA605 9W	AC220-240V	9	760/780/800	E27/B22	200°	A60xB108	100
FSLA605 12W	AC220-240V	12	1050/1100/1130	E27/B22	200°	A60xB115	100
FSLA605 15W	AC220-240V	15	1520	E27/B22	180°	A60xB120	100



Code	Voltage	Power (W)	Lumen(lm) 3000/4000/6500K	Base	Beam Angle	Size (mm)	Packing QTY (pcs/CTN)
A95CX 18W	AC180-265V	18	1200/1230/1260	E27/B22	180°	A95xB160	50
A120CX 24W	AC180-265V	24	1600/1640/1680	E27/B22	200°	A120xB220	20






Code	Voltage	Power (W)	Lumen(lm) 3000/4000/6500K	Base	Size (mm)	Packing QTY (pcs/CTN)
G45ZD 2W	AC220-240V	2	180/190/200	E27	A45x872	200




Code	Voltage	Power (W)	Base	Size (mm)	Packing QTY (pcs/CTN)
G45ZD 2W-B	AC220-240V	2	E27	A45x872	200
G45ZD 2W-R	AC220-240V	2	E27	A45x872	200
G45ZD 2W-Y	AC220-240V	2	E27	A45x872	200
G45ZD 2W-G	AC220-240V	2	E27	A45x872	200
G45ZD 2W-O	AC220-240V	2	E27	A45x872	200
G45ZD 2W-P	AC220-240V	2	E27	A45x872	200



MOSQUITO-REPELLING BULB



Code	Voltage	Power (W)	Lumen(lm)	Base	Size (mm)	Packing QTY (pcs/CTN)
FSLQWA601 9W	AC100-265V	9	800 (2100K)	E27/B22	A60x115	100
FSLQWA601 13W	AC100-265V	13	1100 (2100K)	E27/B22	A60x115	100
FSLQWT701 15W	AC100-265V	15	1500 (2100K)	E27/B22	A70x128	100
FSLQWA602 9W	AC220-240V	9	800 (2100K)	E27/B22	A60x115	100
FSLQWA603 9W	AC220-240V	9	800 (2100K/6500K)	E27/B22	A60x115	100






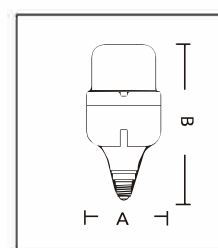
LED CYLINDRICAL BULB



Code	Voltage	Power (W)	Lumen(lm) 3000/4000/6500K	Base	Size (mm)	Packing QTY (pcs/CTN)
FSLT131 4W	AC100-240V	4	330/340/360	E27	A40x90	100
FSLT131 10W	AC100-240V	10	810/830/850	E27	A50x110	100
FSLT131 18W	AC100-240V	18	1400/1450/1500	E27	A60x130	50
FSLT131 25W	AC100-240V	25	2100/2150/2200	E27	A80x162	50
FSLT131 40W	AC100-240V	40	3040/3120/3200	E27	A100x195	20
FSLT131 50W	AC100-240V	50	3990/4090/4200	E27	A130x238	20

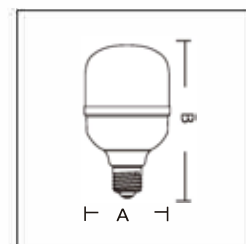


Code	Voltage	Power (W)	Lumen(lm) 3000/4000/6500K	Base	Beam Angle	Size (mm)	Packing QTY (pcs/CTN)
FST111 35W	AC90-265V	35	2700/2800/3000	E27/E40	140°	A110xB230	20
FST111 45W	AC90-265V	45	3200/3300/3500	E27/E40	140°	A110xB230	20
FST111 60W	AC90-265V	60	4500/4600/5000	E27/E40	140°	A110xB230	20
FST111 80W	AC90-265V	80	6500/6600/6700	E27/E40	140°	A110xB230	20
FST111 S	/	/	/	/	60°	A319xB167	5
FST111 W	/	/	/	/	60°	A319xB167	5





Code	Voltage	Power (W)	Lumen(lm) 3000/4000/6500K	Base	Beam Angle	Size (mm)	Packing QTY (pcs/CTN)
FSLT130 5W	AC220V-240V	5	400/420/440	E27	160°	A50xB94	100
FSLT130 10W	AC220V-240V	10	800/820/840	E27	160°	A60xB117	50
FSLT130 16W	AC220V-240V	16	1100/1130/1150	E27	160°	A70xB128	50
FSLT130 20W	AC220V-240V	20	1300/1340/1360	E27	160°	A80xB142	50
FSLT130 25W	AC220V-240V	25	1800/1850/1900	E27	210°	A100xB172	20
FSLT130 32W	AC220V-240V	32	2400/2500/2600	E27	180°	A100xB172	20
FSLT130 42W	AC220V-240V	42	3200/3350/3500	E27	180°	A120xB205	20



Code	Voltage	Power (W)	Lumen(lm) 3000/4000/6500K	Base	Size (mm)	Packing QTY (pcs/CTN)
FSLT127 24W	AC220-240V	24	2000/2050/2100	E27	A80xB150	60
FSLT127 35W	AC220-240V	35	2800/2900/3000	E27	A100xB180	40
FSLT127 45W	AC220-240V	45	3800/3900/4000	E27	A120xB210	20
FSLT127 55W	AC220-240V	55	4200/4400/4600	E27	A120xB220	20
FSLT127 75W	AC220-240V	75	6000/6200/6400	E40	A135xB255	12
FSLT127 98W	AC220-240V	98	7700/7900/8100	E40	A150xB265	8





LED CEILING LAMP



Features:

- * Energy saving, Long-lasting;
- * Constant current driver for better performance;
- * Decorative patterns for choice;
- * IP20

Applications:

Ideal for general ambient lighting in clothing stores, jewelry shops, exhibitions, museums, super markets, hotels.



3000K



4000K



5700K



FSC151 14W-S



FSC151 14W-P



FSC1511 4W-L



LED FILAMENT BULB



Features:

- *Incandescent-like color;
- *High energy efficiency and long life;
- *Perfect quality, advanced optics and reduced glare;
- *Mercury free, in compliance with material restriction requirements of RoHS.

Applications:

Ideal for restaurants, coffee shops, super markets, hotels and homes.

Clear



A60FC

C35FC

BT35FC

G45FC

G80FC

G95FC

G125FC

ST56FC

ST64FC

Vintage





LED G4/G9



Features:

- *Energy saving and long life;
- *Perfect quality, advanced optics and reduced glare;
- *Mercury free, in compliance with material restriction requirements of RoHS.

Applications:

Ideal for table lamp.



Code	Voltage	Power (W)	Lumen(lm) 3000/4000/6500K	Base	Size (mm)	Packing QTY (pcs/CTN)
FSLG417 1W	AC/DC12V	1	100/105/110	G4	39x12x10	1000
FSLG417 1.5W	AC/DC12V	1.5	120/125/130	G4	39x12x10	1000
FSLG917 2W	AC220-240V	2	180/185/190	G9	48x16x12	1000
FSLG917 2.2W	AC220-240V	2.2	230/235/240	G9	48x16x12	1000



LED SPOTLIGHT



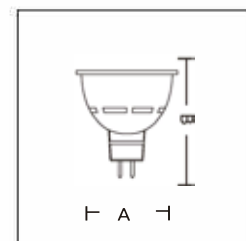
Features:

- *Plastic coated aluminium and halogen-like color;
- *High energy efficiency and long life;
- *Mercury free, in compliance with material restriction ;
- *Requirements of RoHS.

Applications:

Ideal for general ambient lighting in offices, conference rooms, shopping malls, exhibition pavilions, super markets, hotels and homes.

LED MR16



Code	Voltage	Power (W)	Lumen(lm) 3000/4000/6500K	Size (mm)	Packing QTY (pcs/CTN)
MR16H 5W	AC/DC12V	5	400/410/420	A50xB52	200
MR16H 6W	AC/DC12V	6	500/510/520	A50xB52	200



LED TUBE & BATTEN



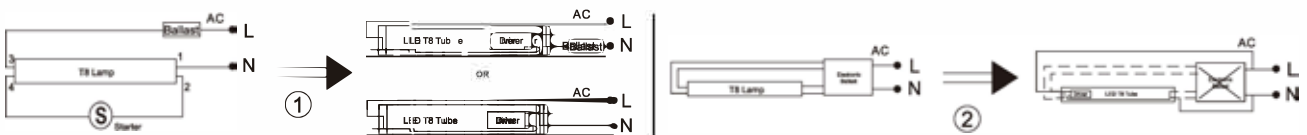
Features:

- *Glass tube mainbody;
- *High energy efficiency and long life;
- *Replacement for fluorescent tube;
- *Mercury free, in compliance with material restriction ;
- *Requirements of RoHS.

Applications:

Ideal for general ambient lighting in offices, conference rooms, shopping malls, exhibition pavilions, super markets, hotels and homes.

HOW TO REPLACE THE FLUORESCENT LAMP INTO LED TUBE(DOUBLE END)



CONNECTION METHOD:





LED DOWNLIGHT



Features:

- * With high quality SMD chips;
- * Constant current driver, excellent thermal management;
- * Energy saving and long-lasting.

Applications:

Ideal for illumination and decoration at home and public areas.





LED CEILING DOWNLIGHT



Features:

- * High quality LED High Power light source.
- * Constant current driver, excellent thermal management.
- * Energy saving and long-lasting.

Applications:

Ideal for home assistance illumination, office and public area illumination.





LED CANDLE BULB



Features:

- *Incandescent-like color;
- *High energy efficiency and long life;
- *Perfect quality, advanced optics and reduced glare;
- *Mercury free, in compliance with material restriction.



Applications:

Ideal for general ambient lighting in offices, conference rooms, restaurants, hotels and homes.





LED OFFICE LIGHTING



LED PANEL LAMP (BACKLIT)



Recessed mounting

FSP30660-40




Surface mounting


FSP31660-40

Code	Voltage	Power (W)	Lumen(lm) 3000/4000/6500K	CRI	Beam Angle	Size (mm)	Cut-out (mm)	Lifetime (hrs)	Packing QTY (pcs/CTN)
FSP30660-40	AC220-240V	40	3240/3420/3600	≥80	110°	595x595x35	585x585	25000	6
FSP30660-48	AC220-240V	48	3960/4140/4320	≥80	110°	595x595x35	585x585	25000	6
FSP31660-40	AC220-240V	40	3240/3420/3600	≥80	110°	600x600x40	/	25000	4
FSP31660-48	AC220-240V	48	3960/4140/4320	≥80	110°	600x600x40	/	25000	4

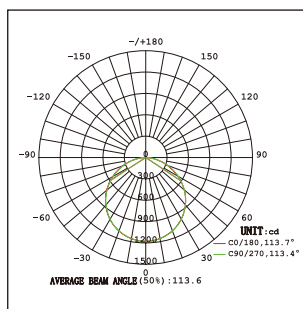
Dimension (mm)



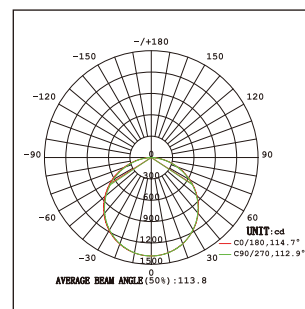
35



40



40W



48W



LED STRIP LIGHT



Features:

- * Cutable strip with different color temperatures to create different ambiances
- * Flexible and easy to install thanks to the adhesive tape
- * High lumen efficacy
- * Further accessories kits can be ordered separately

Applications:

- * Indoor ambiance for hospitality, office and residential
- * Cove lighting
- * Cabinet, closet and back light
- * Restaurants
- * Spotlighting for accents



High voltage waterproof power cord
RS clip
5050 8mm RS end cap
5050 8mm RS middle connector
RGB controller



LED SPOTLIGHT



FST110A
Track mounted



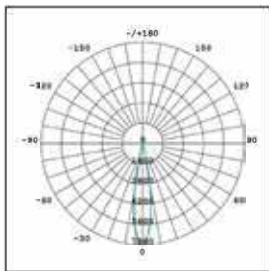
FST111A
Suspended mounted



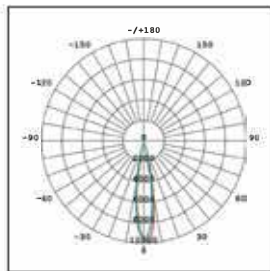
FST111B
Ceiling mounted



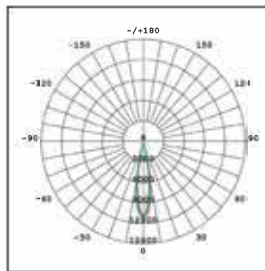
FST111C
Wall mounted



12W



18W



24W



LED TRACK LIGHT

APPLICATION



Museums



Hotels



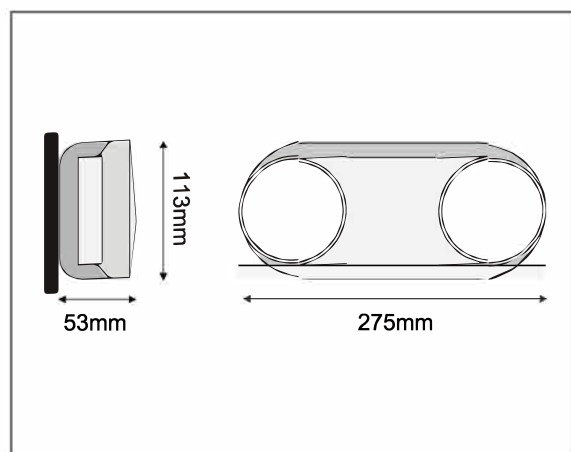
Super markets

Code:
FST109 GU / FST109 MR

Options:
Choice of MR16 or GU10



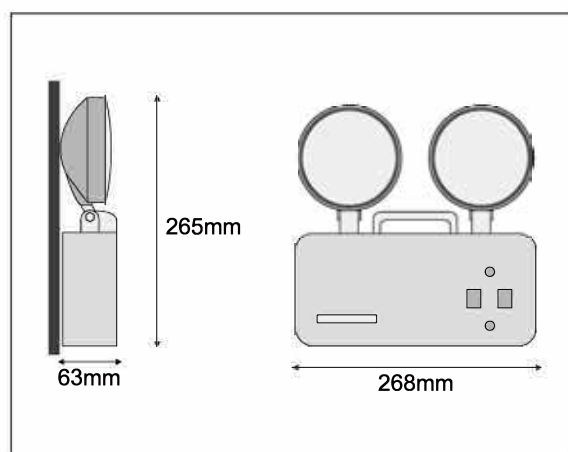

LED EMERGENCY LIGHT



Code	Voltage	Power (W)	Lumen (lm)	Response Time (s)	Emergency Time (hrs)	Charge Time (hrs)	IP
FSL-239	AC180-265V	2x2W	400	< 2	3	< 24	20



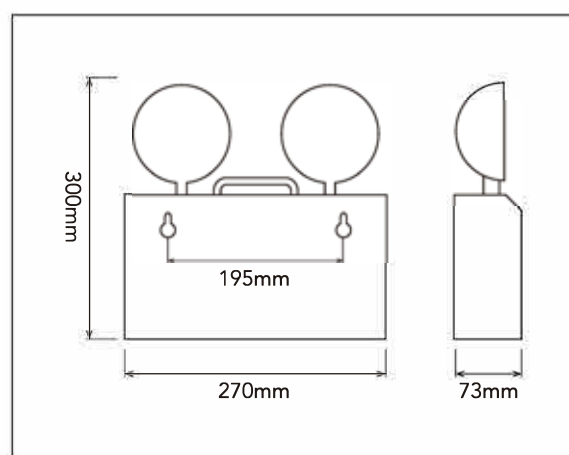
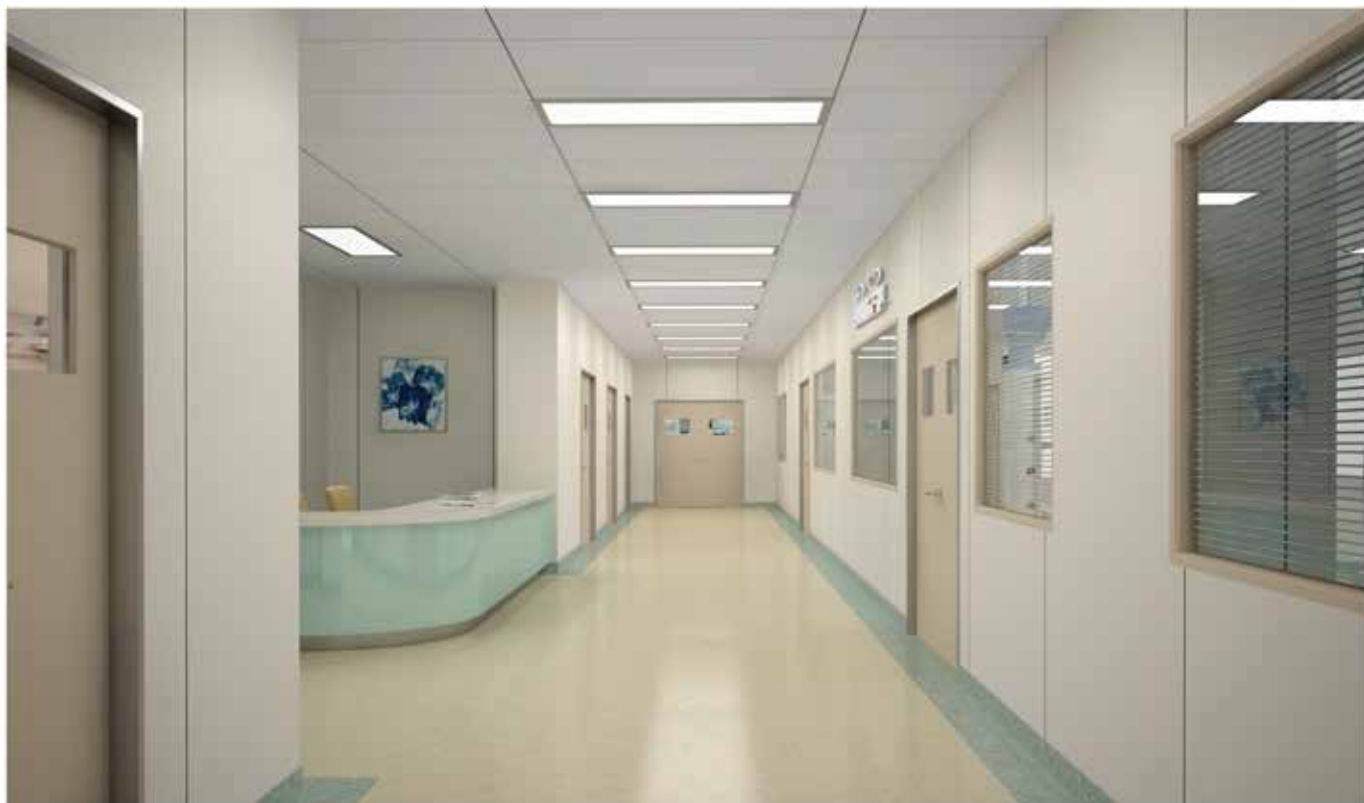
LED EMERGENCY LIGHT



Code	Voltage	Power (W)	Lumen (lm)	Response Time (s)	Emergency Time (hrs)	Charge Time (hrs)	IP
FSL-1098	AC180-265V	2x2	400	< 2	6/3	< 24	20



LED EMERGENCY LIGHT



Code	Voltage	Power (W)	Lumen (lm)	Response Time (s)	Emergency Time (hrs)	Charge Time (hrs)	IP
FSE301 5W	AC180-265V	5	85	< 2	16/8	< 24	20



FSE106C1



FSE106C2



FSE106C3



FSE106C4



FSE106C5(Double)



FSE106C6(Double)

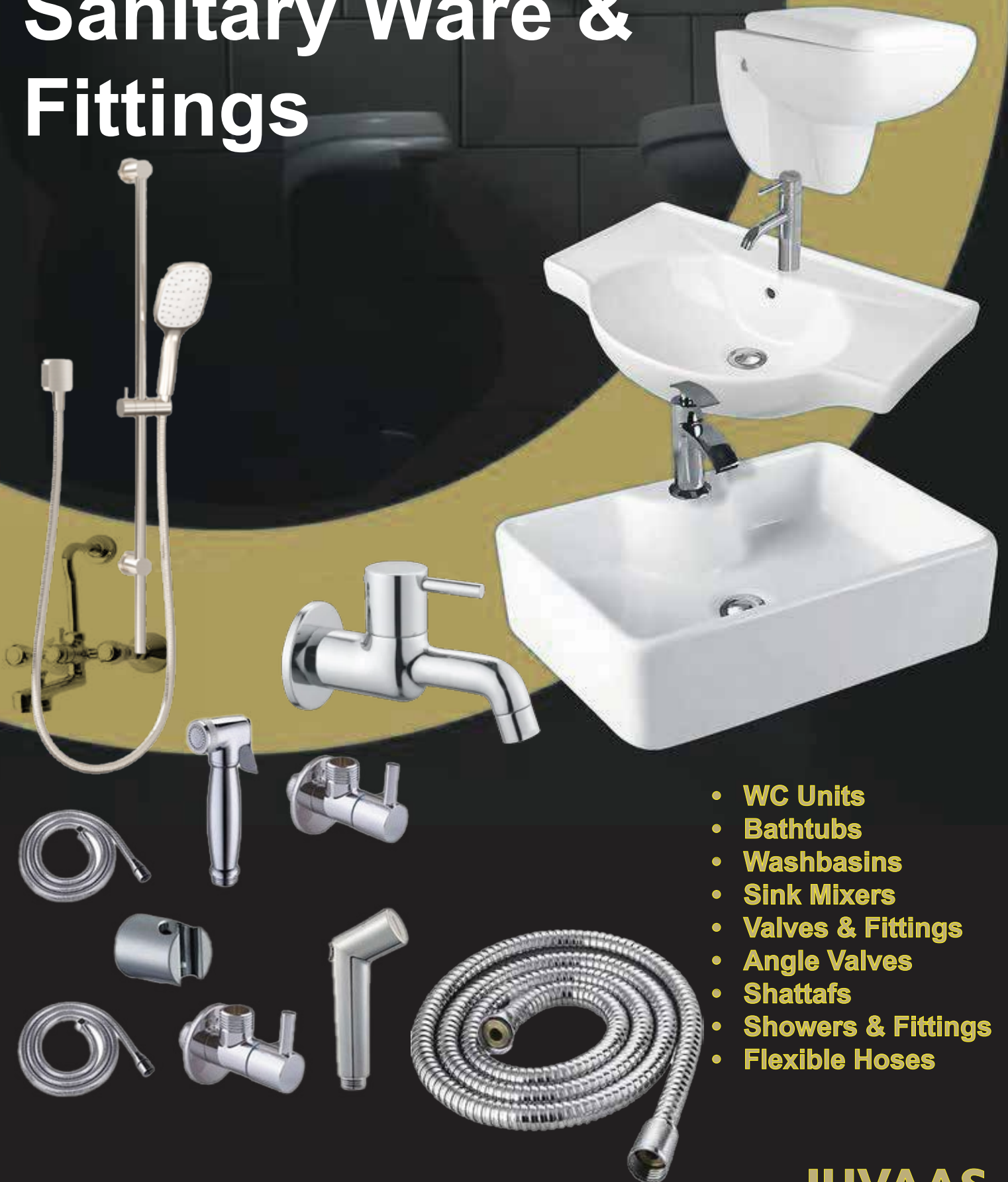


FSE106C7(Double)

Voltage	Power (W)	Chip	Housing IP Grade	Charge Time (hrs)	Response Time (s)	Emergency Time (min)	Size (mm)
AC180-265V	1.5	LED	30	< 8	< 2	90	354x24x145



Sanitary Ware & Fittings





- WC Units
- Bathtubs
- Washbasins
- Sink Mixers
- Valves & Fittings
- Angle Valves
- Shattafs
- Showers & Fittings
- Flexible Hoses

JUVAAS
THE SYMBOL OF QUALITY



Adhesive Products



- Super Glue
- Carpet Glue
- Wood Glue
- Double-Sided Tapes
- Masking Tapes



Spices Exports & Imports





Europe

- ◊ Patrice Lumumby 5
- ◊ Łódź, Poland 91-404
- ◊ +48 506 476 037
- ◊ europe@juvaas.com

Saudi Arabia

- ◊ 3A Street, Building # 6922 - 3295
- ◊ King Abdulaziz Seaport Road
- ◊ An Nahdah dist, Dammam, KSA
- ◊ +966 57 515 2525
- ◊ saudi@juvaas.com

South Africa

- ◊ 26 Eikenhof
- ◊ Andries Pretorius Street, Somerset West 7130
- ◊ +27 84 404 9410
- ◊ +27 72 690 3513
- ◊ africa@juvaas.com

Australia

- ◊ 4 Whitfield
- ◊ Monash, ACT 2904, Australia
- ◊ +61 423 700 176
- ◊ australia@juvaas.com

Qatar

- ◊ Office No.01, Building No.26, Zone: 90
- ◊ Street 994, Abdul Rahman Bin Jassim Street
- ◊ Near KIMS Hospital, P.O. Box: 82629
- ◊ Wdkra, State of Qatar
- ◊ +974 66334486
- ◊ qatar@juvaas.com

India

- ◊ 60/49E, THIRD FLOOR, JC Chambers
- ◊ Panampilly Nagar, Ernakulam-682036
- ◊ Kerala, India
- ◊ +91 9497219142
- ◊ india@juvaas.com